

U32D Series



- Large Can
- Screw Terminal
- High Ripple Current Capability
- Extended Temperature Range to +105°C
- Dimensions in Inches



The U32D series allows for extremely high ripple currents for applications such as inverter designs and motor controllers. The extended temperature range allows for a high operating temperature without sacrificing life. All dimensions are based on the original 36D case sizes which are in inches. A stud mount can is available upon request.

Summary of Specifications

- Screw terminals, high, low, English and Metric; stud mount also available.
- Capacitance range: 180µF to 2.2F.
- Voltage range: 6.3 to 400VDC.
- Operating temperature range: -40°C to +105°C.
- Leakage current: 0.02CV(µA) or 5mA, whichever is smaller, after 5 minutes at +25°C.
- Standard capacitance tolerance: ±20%
- Nominal case diameter: 1.375" to 3.500"; length: 1.625" to 8.625"
- Rated lifetime: 2,000 hours at +105°C with rated ripple current applied.

U32D Series

U32D Specifications

Item	Characteristics							
Operating Temperature Range	− 40 to +105°C							
Rated Voltage Range	6.3 to 400VDC							
Capacitance Range	180μF to 2.2F at +25°C, 120Hz							
Capacitance Tolerance	± 20% (M) at +25°C, 120Hz							
Leakage Current	I = 0.02CV (μA) or 5mA, whichever is smaller, after 5 minutes at +25°C. Where I = Leakage current (μA), C = Nominal capacitance (μF) and V = Rated voltage (V)							
Ripple Current Multipliers <i>Refer to Section 4 of the Mini-Glossary for explanation of Ripple Current Multipliers.</i>	Ambient Temperature (°C)							
	≤ +45°C	+65°C	+85°C	+105°C				
	1.41	1.29	1.00	0.57				
	Frequency (Hz)							
	DC Rated Voltage	Case Diameter	50Hz	120Hz	300Hz	1kHz	10kHz	50kHz
	10 - 50V	ø35 - ø76	0.95	1.00	1.03	1.05	1.09	1.12
	63 - 80V	ø35	0.90	1.00	1.06	1.10	1.18	1.22
		ø51 - ø76	0.95	1.00	1.03	1.05	1.09	1.12
	100V	ø35	0.82	1.00	1.12	1.22	1.30	1.33
		ø51	0.90	1.00	1.06	1.10	1.18	1.22
ø63 - ø76		0.95	1.00	1.03	1.05	1.09	1.12	
160 - 250V	ø35	0.80	1.00	1.19	1.34	1.46	1.52	
	ø51 - ø63	0.81	1.00	1.14	1.26	1.36	1.41	
	ø76	0.82	1.00	1.12	1.22	1.30	1.33	
315 - 400V	ø35 - ø76	0.80	1.00	1.19	1.34	1.46	1.52	
Life Validation Test	The following specifications shall be satisfied when the capacitors are restored to +25°C after subjecting them to the DC rated voltage for 2,000 hours at +105°C with the rated ripple current applied. Capacitance change: ≤ 20% from initial measurement ESR change : ≤ 200% of initial specified limit Leakage current : ≤ initial specified limit							
Shelf Test	The following specifications shall be satisfied when the capacitors are restored to +25°C after exposing them for 500 hours at +105°C without voltage applied. The rated voltage shall be applied to the capacitors for a minimum of 30 minutes, at least 24 hours and not more than 48 hours before the measurements. Capacitance change: ≤ 20% from initial measurement ESR change : ≤ 200% of initial specified limit Leakage current : ≤ initial specified limit							

Part Numbering System for U32D Series When ordering, always specify complete catalog number for U32D Series.

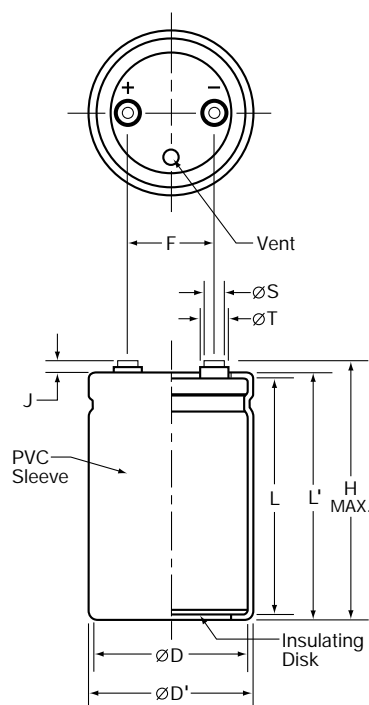
U32D	200	LG	103	M	63X105	HP	
							Lead Code: HP = High Post 10-32 Screw Thread (Standard). LP = Low Post 10-32 Screw Thread. CP = Low Post, High Current 1/4-28 Screw Thread. (Available only for ØD2.500" and ØD3.000") ML = Low Post M5 Screw Thread. LL = High Post M5 Screw Thread. CC = High Post, High Current, M6 Screw Thread. (Available only for ØD3.500")
							Note: ØD3.500" available with lead codes LL or CC only.
							Case Code: Expressed in Millimeters. See Tables for inch/mm sizes.
							Capacitance Tolerance: M = ± 20%
							Capacitance Value: Expressed in Microfarads. The first two digits are significant figures, and the third digit indicates the number of zeros for capacitance of 100μF or more. R indicates the decimal point for capacitance less than 100μF (e.g. R10 = .10μF; 1R0 = 1.0μF; 10R = 10μF; 101 = 100μF; 102 = 1,000μF; 103 = 10,000μF).
							Lead Configuration: LG = Screw Terminals.
							DC Rated Voltage: Expressed in Volts (e.g. 200 = 200WVDC).
							Series Name: Indicates Basic Capacitor Design.

U32D Series

Diagram of Dimensions

Large Can/Screw Terminals

Unit: inches and mm



Terminal Specifications in Inches

Terminal Code	Thread	Thread Depth	J ± 0.032 Height	ØS ± 0.010 Diameter	ØT ± 0.010 Diameter	H Max. Height
HP	10 - 32 NF-2B	0.375	0.250	0.313	0.438	L + 0.472
LP	10 - 32 NF-2B	0.219	0.063	0.313	—	L + 0.276
CP	1/4 - 28 NF-2B	0.344	0.093	0.688	—	L + 0.315
ML	M5	0.219	0.063	0.313	0.438	L + 0.276
LL (ØD ≤ 2.0)	M5	0.375	0.250	0.313	0.438	L + 0.472
LL (ØD ≥ 2.5)	M5	0.375	0.250	0.393	0.610	L + 0.472
CC*	M6	0.354	0.250	0.512	0.689	L + 0.472

Terminal Specifications in Millimeters

Terminal Code	Thread	Thread Depth	J ± 0.8 Height	ØS ± 0.25 Diameter	ØT ± 0.25 Diameter	H Max. Height
HP	10 - 32 NF-2B	9.5	6.4	8.0	11.1	L + 12
LP	10 - 32 NF-2B	5.6	1.6	8.0	—	L + 7
CP	1/4 - 28 NF-2B	8.7	2.4	17.5	—	L + 8
ML	M5	5.6	1.6	8.0	11.1	L + 7
LL (ØD ≤ 50.8)	M5	9.5	6.4	8.0	11.1	L + 12
LL (ØD ≥ 63.5)	M5	9.5	6.4	10.0	15.5	L + 12
CC*	M6	9.0	6.4	13.0	17.5	L + 12

*Available only on ØD3.500" (ØD89mm).

Refer to the Mounting Hardware page at the beginning of the Large Can section for mounting brackets and accessories.

Dimensions in Inches and Millimeters

Case Code*	Bare Can				With Insulating Sleeve				Terminal Spacing		Typical Weight (grams)
	inches		mm		inches		mm		inches	mm	
	ØD ± 0.032	L ± 0.063	ØD ± 0.813	L ± 1.60	ØD' Max.	L' Max.	ØD' Max.	L' Max.	F ± 0.016	F ± 0.40	
35X41	1.375	1.625	35.0	41	1.453	1.750	36.9	44.5	0.500	12.7	43
35X54		2.125		54		2.250		57.2			63
35X67		2.625		67		2.750		69.9			82
35X79		3.125		79		3.250		82.6			105
35X92		3.625		92		3.750		95.3			122
35X105		4.125		105		4.250		108.0			129
35X117		4.625		117		4.750		120.7			162
35X130		5.125		130		5.250		133.4			179
35X143		5.625		143		5.750		146.1			201
51X48	2.000	1.875	50.8	48	2.078	2.000	52.8	50.8	0.875	22.2	113
51X54		2.125		54		2.250		57.2			133
51X67		2.625		67		2.750		69.9			176
51X79		3.125		79		3.250		82.6			213
51X92		3.625		92		3.750		95.3			261
51X105		4.125		105		4.250		108.0			381
51X117		4.625		117		4.750		120.7			326
51X130		5.125		130		5.250		133.4			337
51X143		5.625		143		5.750		146.1			408
63X79	2.500	3.125	63.5	79	2.578	3.250	65.5	82.6	1.110	28.0	329
63X105		4.125		105		4.250		108.0			473
63X117		4.625		117		4.750		120.7			562
63X130		5.125		130		5.250		133.4			607
63X143		5.625		143		5.750		146.1			675
76X92	3.000	3.625	76.2	92	3.078	3.750	78.2	95.3	1.240	31.5	598
76X105		4.125		105		4.250		108.0			700
76X117		4.625		117		4.750		120.7			802
76X130		5.125		130		5.250		133.4			944
76X143		5.625		143		5.750		146.1			1004
76X219		8.625		219		8.750		222.3			1403
89X105	3.500	4.125	89.0	105	3.578	4.250	90.9	108.0	1.240	31.5	925
89X117		4.625		117		4.750		120.7			987
89X130		5.125		130		5.250		133.4			1085
89X143		5.625		143		5.750		146.1			1121

*The case code does not indicate actual size.

U32D Series

Standard Voltage Ratings - LG/Screw Terminals

Rated Voltage (WVDC)	Capacitance (μF)	Catalog Part Number	Nominal Case Size* D × L (inches)	Maximum ESR (mΩ) at +25°C, 120Hz	Maximum Ripple Current (A rms) at +85°C, 120Hz
6.3 Volts 8 Volts Surge	39,000	U32D6.3LG393M35X41HP	1.375 × 1.625	39.9	7.03
	68,000	U32D6.3LG683M35X54HP	1.375 × 2.125	24.0	9.62
	82,000	U32D6.3LG823M35X67HP	1.375 × 2.625	19.5	10.87
	120,000	U32D6.3LG124M35X79HP	1.375 × 3.125	14.5	13.76
	150,000	U32D6.3LG154M35X92HP	1.375 × 3.625	12.2	15.53
	180,000	U32D6.3LG184M35X105HP	1.375 × 4.125	11.8	18.10
	220,000	U32D6.3LG224M35X130HP	1.375 × 5.125	9.1	20.93
	82,000	U32D6.3LG823M51X48HP	2.000 × 1.875	22.1	11.19
	120,000	U32D6.3LG124M51X54HP	2.000 × 2.125	16.2	13.53
	180,000	U32D6.3LG184M51X67HP	2.000 × 2.625	11.3	17.11
	220,000	U32D6.3LG224M51X79HP	2.000 × 3.125	9.2	20.41
	330,000	U32D6.3LG334M51X92HP	2.000 × 3.625	7.7	24.76
	390,000	U32D6.3LG394M51X105HP	2.000 × 4.125	6.4	27.19
	470,000	U32D6.3LG474M51X117HP	2.000 × 4.625	6.0	30.87
	560,000	U32D6.3LG564M51X143HP	2.000 × 5.625	4.9	35.78
	390,000	U32D6.3LG394M63X79HP	2.500 × 3.125	8.7	22.54
	560,000	U32D6.3LG564M63X105HP	2.500 × 4.125	6.3	29.81
	820,000	U32D6.3LG824M63X117HP	2.500 × 4.625	5.7	32.97
	680,000	U32D6.3LG684M76X92HP	3.000 × 3.625	8.3	26.88
	820,000	U32D6.3LG824M76X105HP	3.000 × 4.125	7.2	30.40
	1,000,000	U32D6.3LG105M76X117HP	3.000 × 4.625	6.6	33.32
	1,200,000	U32D6.3LG125M76X130HP	3.000 × 5.125	6.1	36.04
	2,200,000	U32D6.3LG225M76X219HP	3.000 × 8.625	4.0	56.03
10 Volts 13 Volts Surge	33,000	U32D10LG333M35X41HP	1.375 × 1.625	39.7	7.03
	56,000	U32D10LG563M35X54HP	1.375 × 2.125	24.3	9.55
	68,000	U32D10LG683M35X67HP	1.375 × 2.625	19.6	10.79
	100,000	U32D10LG104M35X79HP	1.375 × 3.125	14.6	13.71
	120,000	U32D10LG124M35X92HP	1.375 × 3.625	12.5	14.66
	150,000	U32D10LG154M35X117HP	1.375 × 4.625	10.4	18.83
	180,000	U32D10LG184M35X130HP	1.375 × 5.125	9.2	20.80
	68,000	U32D10LG683M51X48HP	2.000 × 1.875	22.2	11.13
	100,000	U32D10LG104M51X54HP	2.000 × 2.125	16.3	13.48
	150,000	U32D10LG154M51X67HP	2.000 × 2.625	11.4	17.11
	180,000	U32D10LG184M51X79HP	2.000 × 3.125	9.3	20.28
	270,000	U32D10LG274M51X92HP	2.000 × 3.625	7.8	24.76
	390,000	U32D10LG394M51X117HP	2.000 × 4.625	6.0	30.55
	470,000	U32D10LG474M51X143HP	2.000 × 5.625	4.9	35.78
	330,000	U32D10LG334M63X79HP	2.500 × 3.125	8.8	22.40
	470,000	U32D10LG474M63X105HP	2.500 × 4.125	6.4	29.81
	560,000	U32D10LG564M63X117HP	2.500 × 4.625	5.7	33.95
	680,000	U32D10LG684M63X130HP	2.500 × 5.125	5.3	36.68
	560,000	U32D10LG564M76X92HP	3.000 × 3.625	8.3	26.88
	680,000	U32D10LG684M76X105HP	3.000 × 4.125	7.2	30.40
	820,000	U32D10LG824M76X117HP	3.000 × 4.625	6.5	33.32
	1,000,000	U32D10LG105M76X130HP	3.000 × 5.125	6.1	36.04
	1,800,000	U32D10LG185M76X219HP	3.000 × 8.625	4.0	56.03
16 Volts 20 Volts Surge	22,000	U32D16LG223M35X41HP	1.375 × 1.625	41.4	6.26
	39,000	U32D16LG393M35X54HP	1.375 × 2.125	27.3	8.68
	47,000	U32D16LG473M35X67HP	1.375 × 2.625	19.9	9.80
	68,000	U32D16LG683M35X79HP	1.375 × 3.125	15.0	12.48
	82,000	U32D16LG823M35X92HP	1.375 × 3.625	12.8	14.04
	100,000	U32D16LG104M35X105HP	1.375 × 4.125	11.1	16.47
	120,000	U32D16LG124M35X130HP	1.375 × 5.125	9.5	19.11
	150,000	U32D16LG154M35X143HP	1.375 × 5.625	9.3	21.33
	47,000	U32D16LG473M51X48HP	2.000 × 1.875	22.7	10.18
	68,000	U32D16LG683M51X54HP	2.000 × 2.125	16.7	12.38
	100,000	U32D16LG104M51X67HP	2.000 × 2.625	11.7	15.75
	120,000	U32D16LG124M51X79HP	2.000 × 3.125	9.6	18.66

* The case sizes in table are with no sleeve, refer to diagram for case sizes with sleeve.

U32D Series

Standard Voltage Ratings - LG/Screw Terminals

Rated Voltage (WVDC)	Capacitance (μF)	Catalog Part Number	Nominal Case Size* D × L (inches)	Maximum ESR (mΩ) at +25°C, 120Hz	Maximum Ripple Current (A rms) at +85°C, 120Hz
16 Volts 20 Volts Surge	180,000	U32D16LG184M51X92HP	2.000 × 3.625	7.5	22.89
	220,000	U32D16LG224M51X105HP	2.000 × 4.125	7.0	25.40
	270,000	U32D16LG274M51X117HP	2.000 × 4.625	6.1	28.80
	330,000	U32D16LG334M51X143HP	2.000 × 5.625	5.2	33.82
	220,000	U32D16LG224M63X79HP	2.500 × 3.125	8.9	21.75
	330,000	U32D16LG334M63X105HP	2.500 × 4.125	6.5	28.62
	390,000	U32D16LG394M63X117HP	2.500 × 4.625	5.9	32.66
	470,000	U32D16LG474M63X130HP	2.500 × 5.125	5.4	34.54
	390,000	U32D16LG394M76X92HP	3.000 × 3.625	8.5	26.07
	470,000	U32D16LG474M76X105HP	3.000 × 4.125	7.4	29.56
	560,000	U32D16LG564M76X117HP	3.000 × 4.625	6.7	32.56
	680,000	U32D16LG684M76X130HP	3.000 × 5.125	6.2	35.45
	820,000	U32D16LG824M76X143HP	3.000 × 5.625	5.4	37.58
	1,200,000	U32D16LG125M76X219HP	3.000 × 8.625	4.0	55.32
25 Volts 32 Volts Surge	15,000	U32D25LG153M35X41HP	1.375 × 1.625	41.3	6.27
	22,000	U32D25LG223M35X54HP	1.375 × 2.125	27.7	8.20
	33,000	U32D25LG333M35X67HP	1.375 × 2.625	19.5	9.88
	47,000	U32D25LG473M35X79HP	1.375 × 3.125	16.6	12.53
	56,000	U32D25LG563M35X92HP	1.375 × 3.625	12.8	13.71
	68,000	U32D25LG683M35X105HP	1.375 × 4.125	12.3	16.47
	82,000	U32D25LG823M35X130HP	1.375 × 5.125	9.4	19.11
	33,000	U32D25LG333M51X48HP	2.000 × 1.875	22.4	10.23
	47,000	U32D25LG473M51X54HP	2.000 × 2.125	16.6	12.42
	68,000	U32D25LG683M51X67HP	2.000 × 2.625	11.7	15.68
	82,000	U32D25LG823M51X79HP	2.000 × 3.125	9.6	18.76
	120,000	U32D25LG124M51X92HP	2.000 × 3.625	7.6	22.73
	180,000	U32D25LG184M51X117HP	2.000 × 4.625	6.1	28.80
	220,000	U32D25LG224M51X143HP	2.000 × 5.625	5.3	33.82
	150,000	U32D25LG154M63X79HP	2.500 × 3.125	8.9	21.63
	220,000	U32D25LG224M63X105HP	2.500 × 4.125	6.5	28.62
	270,000	U32D25LG274M63X117HP	2.500 × 4.625	5.9	32.66
	330,000	U32D25LG334M63X143HP	2.500 × 5.625	4.9	37.88
	270,000	U32D25LG274M76X92HP	3.000 × 3.625	8.6	25.92
	330,000	U32D25LG334M76X105HP	3.000 × 4.125	7.5	29.16
	390,000	U32D25LG394M76X117HP	3.000 × 4.625	6.8	32.31
	470,000	U32D25LG474M76X130HP	3.000 × 5.125	6.3	35.16
	820,000	U32D25LG824M76X219HP	3.000 × 8.625	4.1	55.32
35 Volts 44 Volts Surge	10,000	U32D35LG103M35X41HP	1.375 × 1.625	45.8	5.94
	18,000	U32D35LG183M35X54HP	1.375 × 2.125	26.7	8.33
	22,000	U32D35LG223M35X67HP	1.375 × 2.625	21.6	9.40
	33,000	U32D35LG333M35X79HP	1.375 × 3.125	15.7	12.14
	39,000	U32D35LG393M35X92HP	1.375 × 3.625	13.6	13.60
	47,000	U32D35LG473M35X105HP	1.375 × 4.125	11.8	15.95
	56,000	U32D35LG563M35X117HP	1.375 × 4.625	10.4	17.35
	68,000	U32D35LG683M35X143HP	1.375 × 5.625	8.9	20.57
	22,000	U32D35LG223M51X48HP	2.000 × 1.875	24.1	9.86
	33,000	U32D35LG333M51X54HP	2.000 × 2.125	17.4	12.15
	47,000	U32D35LG473M51X67HP	2.000 × 2.625	12.4	15.34
	68,000	U32D35LG683M51X79HP	2.000 × 3.125	9.4	18.76
	82,000	U32D35LG823M51X92HP	2.000 × 3.625	7.9	22.26
	100,000	U32D35LG104M51X105HP	2.000 × 4.125	6.9	24.82
	120,000	U32D35LG124M51X117HP	2.000 × 4.625	6.1	28.03
	150,000	U32D35LG154M51X143HP	2.000 × 5.625	5.2	33.12
	100,000	U32D35LG104M63X79HP	2.500 × 3.125	8.8	21.88
	150,000	U32D35LG154M63X105HP	2.500 × 4.125	6.5	28.84
	220,000	U32D35LG224M63X117HP	2.500 × 4.625	5.8	32.08

*The case sizes in table are with no sleeve, refer to diagram for case sizes with sleeve.

U32D Series

Standard Voltage Ratings - LG/Screw Terminals

Rated Voltage (WVDC)	Capacitance (μF)	Catalog Part Number	Nominal Case Size* D × L (inches)	Maximum ESR (mΩ) at +25°C, 120Hz	Maximum Ripple Current (A rms) at +85°C, 120Hz
----------------------	------------------	---------------------	-----------------------------------	----------------------------------	--

35 Volts 44 Volts Surge	220,000	U32D35LG224M76X92HP	3.000 × 3.625	8.3	25.19
	270,000	U32D35LG274M76X117HP	3.000 × 4.625	6.6	32.81
	330,000	U32D35LG334M76X130HP	3.000 × 5.125	6.2	35.45
	390,000	U32D35LG394M76X143HP	3.000 × 5.625	5.4	37.90
	560,000	U32D35LG564M76X219HP	3.000 × 8.625	4.0	56.03

50 Volts 63 Volts Surge	5,600	U32D50LG562M35X41HP	1.375 × 1.625	52.2	5.66
	10,000	U32D50LG103M35X54HP	1.375 × 2.125	30.3	7.25
	15,000	U32D50LG153M35X67HP	1.375 × 2.625	21.3	9.01
	18,000	U32D50LG183M35X79HP	1.375 × 3.125	17.9	10.92
	22,000	U32D50LG223M35X92HP	1.375 × 3.625	15.1	12.58
	27,000	U32D50LG273M35X105HP	1.375 × 4.125	12.9	15.23
	33,000	U32D50LG333M35X117HP	1.375 × 4.625	12.5	17.22
	39,000	U32D50LG393M35X143HP	1.375 × 5.625	9.7	20.56
	15,000	U32D50LG153M51X48HP	2.000 × 1.875	24.3	10.01
	18,000	U32D50LG183M51X54HP	2.000 × 2.125	19.4	11.50
	27,000	U32D50LG273M51X67HP	2.000 × 2.625	13.4	14.97
	39,000	U32D50LG393M51X79HP	2.000 × 3.125	10.1	19.30
	56,000	U32D50LG563M51X92HP	2.000 × 3.625	8.5	22.56
	68,000	U32D50LG683M51X117HP	2.000 × 4.625	6.5	27.67
	82,000	U32D50LG823M51X130HP	2.000 × 5.125	5.8	29.50
	100,000	U32D50LG104M51X143HP	2.000 × 5.625	5.6	34.03
	68,000	U32D50LG683M63X79HP	2.500 × 3.125	9.4	24.55
	100,000	U32D50LG104M63X105HP	2.500 × 4.125	6.8	31.43
	120,000	U32D50LG124M63X117HP	2.500 × 4.625	5.9	34.04
	150,000	U32D50LG154M63X143HP	2.500 × 5.625	5.1	37.63
	120,000	U32D50LG124M76X92HP	3.000 × 3.625	8.9	33.88
	150,000	U32D50LG154M76X105HP	3.000 × 4.125	7.8	36.22
	180,000	U32D50LG184M76X117HP	3.000 × 4.625	6.5	38.22
	220,000	U32D50LG224M76X143HP	3.000 × 5.625	5.7	44.44
	330,000	U32D50LG334M76X219HP	3.000 × 8.625	4.0	65.97

63 Volts 79 Volts Surge	4,700	U32D63LG472M35X41HP	1.375 × 1.625	57.1	5.18
	6,800	U32D63LG682M35X54HP	1.375 × 2.125	33.8	6.68
	10,000	U32D63LG103M35X67HP	1.375 × 2.625	23.9	7.36
	12,000	U32D63LG123M35X79HP	1.375 × 3.125	20.1	8.92
	15,000	U32D63LG153M35X92HP	1.375 × 3.625	16.6	10.39
	18,000	U32D63LG183M35X105HP	1.375 × 4.125	14.3	12.44
	22,000	U32D63LG223M35X117HP	1.375 × 4.625	12.3	14.06
	27,000	U32D63LG273M35X130HP	1.375 × 5.125	12.1	16.36
	10,000	U32D63LG103M51X48HP	2.000 × 1.875	26.7	8.18
	12,000	U32D63LG123M51X54HP	2.000 × 2.125	21.5	9.39
	22,000	U32D63LG223M51X67HP	2.000 × 2.625	14.8	13.52
	27,000	U32D63LG273M51X79HP	2.000 × 3.125	10.8	16.06
	39,000	U32D63LG393M51X92HP	2.000 × 3.625	9.1	20.62
	47,000	U32D63LG473M51X117HP	2.000 × 4.625	6.9	23.00
	56,000	U32D63LG563M51X130HP	2.000 × 5.125	6.2	26.34
	68,000	U32D63LG683M51X143HP	2.000 × 5.625	6.0	30.31
	47,000	U32D63LG473M63X79HP	2.500 × 3.125	9.6	22.05
	68,000	U32D63LG683M63X105HP	2.500 × 4.125	6.9	29.84
	82,000	U32D63LG823M63X117HP	2.500 × 4.625	6.2	29.93
	100,000	U32D63LG104M63X143HP	2.500 × 5.625	5.2	32.23
	82,000	U32D63LG823M76X92HP	3.000 × 3.625	8.9	29.71
	100,000	U32D63LG104M76X105HP	3.000 × 4.125	7.7	34.67
	120,000	U32D63LG124M76X117HP	3.000 × 4.625	6.9	35.58
	150,000	U32D63LG154M76X143HP	3.000 × 5.625	5.7	39.63
	220,000	U32D63LG224M76X219HP	3.000 × 8.625	4.0	53.86

* The case sizes in table are with no sleeve, refer to diagram for case sizes with sleeve.

U32D Series

Standard Voltage Ratings - LG/Screw Terminals

Rated Voltage (VWDC)	Capacitance (μF)	Catalog Part Number	Nominal Case Size* D × L (inches)	Maximum ESR (mΩ) at +25°C, 120Hz	Maximum Ripple Current (A rms) at +85°C, 120Hz
80 Volts 100 Volts Surge	2,200	U32D80LG222M35X41HP	1.375 × 1.625	67.0	4.09
	3,900	U32D80LG392M35X54HP	1.375 × 2.125	44.2	5.84
	4,700	U32D80LG472M35X67HP	1.375 × 2.625	31.7	6.51
	6,800	U32D80LG682M35X79HP	1.375 × 3.125	23.0	8.67
	8,200	U32D80LG822M35X92HP	1.375 × 3.625	19.5	9.92
	10,000	U32D80LG103M35X105HP	1.375 × 4.125	19.0	10.36
	12,000	U32D80LG123M35X130HP	1.375 × 5.125	14.0	12.19
	4,700	U32D80LG472M51X48HP	2.000 × 1.875	34.3	6.27
	6,800	U32D80LG682M51X54HP	2.000 × 2.125	24.6	7.90
	10,000	U32D80LG103M51X67HP	2.000 × 2.625	17.0	10.19
	12,000	U32D80LG123M51X79HP	2.000 × 3.125	14.0	11.97
	18,000	U32D80LG183M51X92HP	2.000 × 3.625	10.4	15.66
	22,000	U32D80LG223M51X105HP	2.000 × 4.125	9.9	18.36
	27,000	U32D80LG273M51X117HP	2.000 × 4.625	8.5	21.35
	33,000	U32D80LG333M51X143HP	2.000 × 5.625	7.2	25.86
	22,000	U32D80LG223M63X79HP	2.500 × 3.125	10.6	16.52
	33,000	U32D80LG333M63X105HP	2.500 × 4.125	7.6	22.84
	39,000	U32D80LG393M63X117HP	2.500 × 4.625	6.8	23.76
	47,000	U32D80LG473M63X130HP	2.500 × 5.125	6.1	25.31
	39,000	U32D80LG393M76X92HP	3.000 × 3.625	8.9	23.66
	47,000	U32D80LG473M76X105HP	3.000 × 4.125	7.7	27.45
	56,000	U32D80LG563M76X117HP	3.000 × 4.625	6.9	31.38
	68,000	U32D80LG683M76X130HP	3.000 × 5.125	6.4	33.51
	120,000	U32D80LG124M76X219HP	3.000 × 8.625	4.2	52.62
100 Volts 125 Volts Surge	1,500	U32D100LG152M35X41HP	1.375 × 1.625	80.9	4.14
	2,700	U32D100LG272M35X54HP	1.375 × 2.125	45.9	5.95
	3,900	U32D100LG392M35X67HP	1.375 × 2.625	37.2	7.26
	4,700	U32D100LG472M35X79HP	1.375 × 3.125	27.1	8.82
	5,600	U32D100LG562M35X92HP	1.375 × 3.625	23.1	10.04
	6,800	U32D100LG682M35X105HP	1.375 × 4.125	19.5	11.03
	8,200	U32D100LG822M35X117HP	1.375 × 4.625	19.2	11.80
	10,000	U32D100LG103M35X143HP	1.375 × 5.625	14.1	13.44
	3,900	U32D100LG392M51X48HP	2.000 × 1.875	39.9	6.59
	4,700	U32D100LG472M51X54HP	2.000 × 2.125	28.7	7.59
	6,800	U32D100LG682M51X67HP	2.000 × 2.625	20.0	9.70
	10,000	U32D100LG103M51X79HP	2.000 × 3.125	14.5	12.62
	12,000	U32D100LG123M51X92HP	2.000 × 3.625	12.2	14.77
	15,000	U32D100LG153M51X105HP	2.000 × 4.125	10.2	17.51
	18,000	U32D100LG183M51X117HP	2.000 × 4.625	9.8	20.13
	22,000	U32D100LG223M51X143HP	2.000 × 5.625	7.5	24.38
	15,000	U32D100LG153M63X79HP	2.500 × 3.125	11.9	15.26
	22,000	U32D100LG223M63X105HP	2.500 × 4.125	8.5	20.85
	27,000	U32D100LG273M63X117HP	2.500 × 4.625	7.4	24.22
	33,000	U32D100LG333M63X130HP	2.500 × 5.125	6.6	28.05
	39,000	U32D100LG393M63X143HP	2.500 × 5.625	6.3	31.82
	27,000	U32D100LG273M76X92HP	3.000 × 3.625	9.3	21.56
	33,000	U32D100LG333M76X105HP	3.000 × 4.125	8.0	25.20
	39,000	U32D100LG393M76X117HP	3.000 × 4.625	7.2	28.69
	47,000	U32D100LG473M76X130HP	3.000 × 5.125	6.6	30.09
	56,000	U32D100LG563M76X143HP	3.000 × 5.625	6.1	34.25
	82,000	U32D100LG823M76X219HP	3.000 × 8.625	4.3	50.23
160 Volts 200 Volts Surge	820	U32D160LG821M35X41HP	1.375 × 1.625	184.8	2.50
	1,500	U32D160LG152M35X54HP	1.375 × 2.125	101.2	3.62
	1,800	U32D160LG182M35X67HP	1.375 × 2.625	83.3	4.03
	2,700	U32D160LG272M35X79HP	1.375 × 3.125	56.8	5.46
	3,900	U32D160LG392M35X105HP	1.375 × 4.125	40.0	7.47
	4,700	U32D160LG472M35X130HP	1.375 × 5.125	33.4	8.81
	5,600	U32D160LG562M35X143HP	1.375 × 5.625	28.6	10.06

*The case sizes in table are with no sleeve, refer to diagram for case sizes with sleeve.

U32D Series

Standard Voltage Ratings - LG/Screw Terminals

Rated Voltage (WVDC)	Capacitance (μF)	Catalog Part Number	Nominal Case Size* D × L (inches)	Maximum ESR (mΩ) at +25°C, 120Hz	Maximum Ripple Current (A rms) at +85°C, 120Hz
----------------------	------------------	---------------------	-----------------------------------	----------------------------------	--

160 Volts 200 Volts Surge	2,200	U32D160LG222M51X48HP	2.000 × 1.875	74.6	4.29
	2,700	U32D160LG272M51X54HP	2.000 × 2.125	59.6	4.98
	3,900	U32D160LG392M51X67HP	2.000 × 2.625	41.1	6.36
	5,600	U32D160LG562M51X79HP	2.000 × 3.125	29.4	8.18
	6,800	U32D160LG682M51X92HP	2.000 × 3.625	24.0	9.63
	8,200	U32D160LG822M51X105HP	2.000 × 4.125	20.5	11.21
	10,000	U32D160LG103M51X117HP	2.000 × 4.625	17.0	12.99
	12,000	U32D160LG123M51X143HP	2.000 × 5.625	14.3	15.60
	8,200	U32D160LG822M63X79HP	2.500 × 3.125	22.6	11.28
	12,000	U32D160LG123M63X105HP	2.500 × 4.125	15.8	15.40
	18,000	U32D160LG183M63X117HP	2.500 × 4.625	11.8	19.77
	18,000	U32D160LG183M76X92HP	3.000 × 3.625	14.7	19.68
	22,000	U32D160LG223M76X117HP	3.000 × 4.625	11.3	24.09
	27,000	U32D160LG273M76X130HP	3.000 × 5.125	9.9	27.93
	47,000	U32D160LG473M76X219HP	3.000 × 8.625	6.2	46.58

200 Volts 250 Volts Surge	680	U32D200LG681M35X41HP	1.375 × 1.625	192.4	2.28
	1,000	U32D200LG102M35X54HP	1.375 × 2.125	128.5	2.96
	1,500	U32D200LG152M35X67HP	1.375 × 2.625	86.3	3.68
	1,800	U32D200LG182M35X79HP	1.375 × 3.125	71.8	4.46
	2,200	U32D200LG222M35X92HP	1.375 × 3.625	59.1	5.14
	2,700	U32D200LG272M35X105HP	1.375 × 4.125	48.7	6.22
	3,300	U32D200LG332M35X117HP	1.375 × 4.625	40.4	7.03
	3,900	U32D200LG392M35X130HP	1.375 × 5.125	34.7	8.03
	1,500	U32D200LG152M51X48HP	2.000 × 1.875	110.7	4.09
	2,200	U32D200LG222M51X54HP	2.000 × 2.125	63.1	5.19
	3,300	U32D200LG332M51X67HP	2.000 × 2.625	42.2	6.76
	3,900	U32D200LG392M51X79HP	2.000 × 3.125	35.2	7.88
	5,600	U32D200LG562M51X92HP	2.000 × 3.625	25.1	10.09
	8,200	U32D200LG822M51X117HP	2.000 × 4.625	17.8	13.59
	10,000	U32D200LG103M51X143HP	2.000 × 5.625	14.8	16.44
	6,800	U32D200LG682M63X79HP	2.500 × 3.125	23.6	10.27
	10,000	U32D200LG103M63X105HP	2.500 × 4.125	16.5	14.06
	12,000	U32D200LG123M63X117HP	2.500 × 4.625	13.8	16.14
	15,000	U32D200LG153M63X143HP	2.500 × 5.625	11.5	19.74
	12,000	U32D200LG123M76X92HP	3.000 × 3.625	16.4	16.07
	15,000	U32D200LG153M76X105HP	3.000 × 4.125	13.7	18.99
	18,000	U32D200LG183M76X117HP	3.000 × 4.625	11.9	21.79
	22,000	U32D200LG223M76X143HP	3.000 × 5.625	9.8	26.29
	33,000	U32D200LG333M76X219HP	3.000 × 8.625	6.8	39.03

250 Volts 300 Volts Surge	470	U32D250LG471M35X41HP	1.375 × 1.625	273.0	1.89
	820	U32D250LG821M35X54HP	1.375 × 2.125	155.3	2.68
	1,200	U32D250LG122M35X67HP	1.375 × 2.625	106.5	3.29
	1,500	U32D250LG152M35X79HP	1.375 × 3.125	85.3	3.53
	1,800	U32D250LG182M35X92HP	1.375 × 3.625	71.3	4.02
	2,200	U32D250LG222M35X105HP	1.375 × 4.125	58.8	4.86
	2,700	U32D250LG272M35X117HP	1.375 × 4.625	48.5	5.51
	3,300	U32D250LG332M35X143HP	1.375 × 5.625	40.0	6.69
	1,200	U32D250LG122M51X48HP	2.000 × 1.875	112.1	3.17
	1,500	U32D250LG152M51X54HP	2.000 × 2.125	88.4	3.71
	2,200	U32D250LG222M51X67HP	2.000 × 2.625	60.1	4.78
	3,300	U32D250LG332M51X79HP	2.000 × 3.125	41.0	6.28
	3,900	U32D250LG392M51X92HP	2.000 × 3.625	34.6	7.29
	4,700	U32D250LG472M51X105HP	2.000 × 4.125	29.0	8.49
	5,600	U32D250LG562M51X117HP	2.000 × 4.625	24.7	9.72
	6,800	U32D250LG682M51X130HP	2.000 × 5.125	20.7	11.24
	5,600	U32D250LG562M63X79HP	2.500 × 3.125	27.7	9.32
	8,200	U32D250LG822M63X105HP	2.500 × 4.125	19.3	12.73

* The case sizes in table are with no sleeve, refer to diagram for case sizes with sleeve.

U32D Series

Standard Voltage Ratings - LG/Screw Terminals

Rated Voltage (WVDC)	Capacitance (μF)	Catalog Part Number	Nominal Case Size* D × L (inches)	Maximum ESR (mΩ) at +25°C, 120Hz	Maximum Ripple Current (A rms) at +85°C, 120Hz
250 Volts 300 Volts Surge	10,000	U32D250LG103M63X117HP	2.500 × 4.625	18.5	14.74
	12,000	U32D250LG123M63X143HP	2.500 × 5.625	13.6	17.65
	10,000	U32D250LG103M76X92HP	3.000 × 3.625	18.8	14.67
	12,000	U32D250LG123M76X105HP	3.000 × 4.125	15.9	16.99
	15,000	U32D250LG153M76X130HP	3.000 × 5.125	12.7	20.82
	18,000	U32D250LG183M76X143HP	3.000 × 5.625	11.2	23.78
	27,000	U32D250LG273M76X219HP	3.000 × 8.625	7.7	35.30
315 Volts 365 Volts Surge	220	U32D315LG221M35X41HP	1.375 × 1.625	750.3	1.59
	330	U32D315LG331M35X54HP	1.375 × 2.125	492.0	2.08
	470	U32D315LG471M35X67HP	1.375 × 2.625	343.8	2.52
	680	U32D315LG681M35X79HP	1.375 × 3.125	237.8	3.36
	820	U32D315LG821M35X92HP	1.375 × 3.625	197.2	3.14
	1,000	U32D315LG102M35X105HP	1.375 × 4.125	161.9	8.46
	1,200	U32D315LG122M35X130HP	1.375 × 5.125	134.9	9.96
	470	U32D315LG471M51X48HP	2.000 × 1.875	354.0	2.80
	680	U32D315LG681M51X54HP	2.000 × 2.125	243.1	3.53
	1,000	U32D315LG102M51X67HP	2.000 × 2.625	164.1	3.72
	1,200	U32D315LG122M51X79HP	2.000 × 3.125	135.9	4.37
	1,800	U32D315LG182M51X92HP	2.000 × 3.625	91.0	5.72
	2,200	U32D315LG222M51X105HP	2.000 × 4.125	75.0	6.70
	2,700	U32D315LG272M51X117HP	2.000 × 4.625	61.3	7.80
	3,300	U32D315LG332M51X143HP	2.000 × 5.625	50.3	9.44
	2,200	U32D315LG222M63X79HP	2.500 × 3.125	77.0	6.75
	3,300	U32D315LG332M63X105HP	2.500 × 4.125	51.7	9.32
	3,900	U32D315LG392M63X117HP	2.500 × 4.625	43.7	10.63
	4,700	U32D315LG472M63X130HP	2.500 × 5.125	36.9	12.22
	3,900	U32D315LG392M76X92HP	3.000 × 3.625	45.7	10.58
	4,700	U32D315LG472M76X105HP	3.000 × 4.125	38.2	12.28
	5,600	U32D315LG562M76X117HP	3.000 × 4.625	32.4	14.03
	6,800	U32D315LG682M76X130HP	3.000 × 5.125	27.2	16.19
	8,200	U32D315LG822M76X143HP	3.000 × 5.625	23.1	18.53
	12,000	U32D315LG123M76X219HP	3.000 × 8.625	16.0	27.17
350 Volts 400 Volts Surge	180	U32D350LG181M35X41HP	1.375 × 1.625	882.3	1.43
	330	U32D350LG331M35X54HP	1.375 × 2.125	475.0	2.08
	470	U32D350LG471M35X67HP	1.375 × 2.625	332.0	2.52
	560	U32D350LG561M35X79HP	1.375 × 3.125	277.6	3.05
	680	U32D350LG681M35X92HP	1.375 × 3.625	228.5	3.36
	820	U32D350LG821M35X105HP	1.375 × 4.125	189.6	3.43
	1,000	U32D350LG102M35X117HP	1.375 × 4.625	156.0	3.87
	1,200	U32D350LG122M35X130HP	1.375 × 5.125	130.0	4.45
	470	U32D350LG471M51X48HP	2.000 × 1.875	342.0	2.80
	680	U32D350LG681M51X54HP	2.000 × 2.125	235.0	3.53
	1,000	U32D350LG102M51X67HP	2.000 × 2.625	156.0	3.72
	1,200	U32D350LG122M51X79HP	2.000 × 3.125	131.3	4.37
	1,800	U32D350LG182M51X92HP	2.000 × 3.625	88.0	5.72
	2,200	U32D350LG222M51X117HP	2.000 × 4.625	71.9	7.04
	2,700	U32D350LG272M51X130HP	2.000 × 5.125	59.0	8.18
	2,200	U32D350LG222M63X79HP	2.500 × 3.125	75.0	6.75
	3,300	U32D350LG332M63X105HP	2.500 × 4.125	50.0	9.32
	3,900	U32D350LG392M63X117HP	2.500 × 4.625	42.0	10.63
	4,700	U32D350LG472M63X143HP	2.500 × 5.625	35.0	12.76
	3,900	U32D350LG392M76X92HP	3.000 × 3.625	44.0	10.58
	4,700	U32D350LG472M76X105HP	3.000 × 4.125	37.0	12.28
	5,600	U32D350LG562M76X117HP	3.000 × 4.625	32.0	14.03
	6,800	U32D350LG682M76X130HP	3.000 × 5.125	27.0	16.19
	10,000	U32D350LG103M76X219HP	3.000 × 8.625	17.9	24.81
	5,600	U32D350LG562M89X105LL	3.500 × 4.125	35.0	15.40
	6,800	U32D350LG682M89X117LL	3.500 × 4.625	30.0	17.28
	8,200	U32D350LG822M89X143LL	3.500 × 5.625	24.0	21.00

*The case sizes in table are with no sleeve, refer to diagram for case sizes with sleeve.

U32D Series

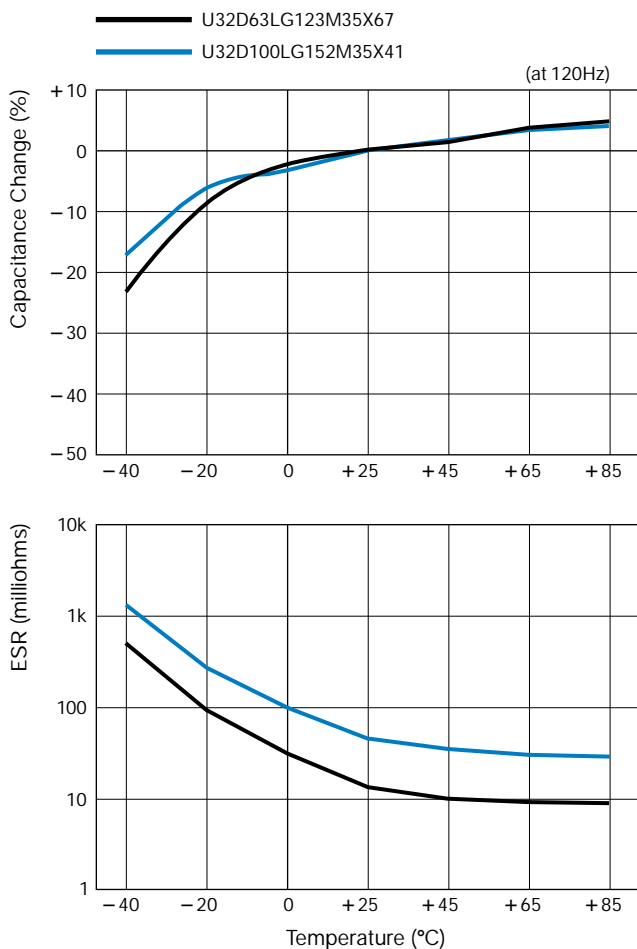
Standard Voltage Ratings - LG/Screw Terminals

Rated Voltage (WVDC)	Capacitance (μF)	Catalog Part Number	Nominal Case Size* D × L (inches)	Maximum ESR (mΩ) at +25°C, 120Hz	Maximum Ripple Current (A rms) at +85°C, 120Hz
400 Volts 450 Volts Surge	180	U32D400LG181M35X41HP	1.375 × 1.625	806.0	1.43
	270	U32D400LG271M35X54HP	1.375 × 2.125	528.4	1.88
	390	U32D400LG391M35X67HP	1.375 × 2.625	364.1	2.30
	470	U32D400LG471M35X79HP	1.375 × 3.125	301.2	2.79
	680	U32D400LG681M35X92HP	1.375 × 3.625	209.0	2.86
	820	U32D400LG821M35X117HP	1.375 × 4.625	172.9	3.50
	1,000	U32D400LG102M35X130HP	1.375 × 5.125	142.0	4.06
	390	U32D400LG391M51X48HP	2.000 × 1.875	374.9	2.55
	560	U32D400LG561M51X54HP	2.000 × 2.125	259.0	3.21
	820	U32D400LG821M51X67HP	2.000 × 2.625	176.0	3.37
	1,000	U32D400LG102M51X79HP	2.000 × 3.125	143.3	3.99
	1,500	U32D400LG152M51X92HP	2.000 × 3.625	96.0	5.22
	2,200	U32D400LG222M51X117HP	2.000 × 4.625	66.0	7.04
	2,700	U32D400LG272M51X143HP	2.000 × 5.625	54.0	8.54
	1,800	U32D400LG182M63X79HP	2.500 × 3.125	82.0	6.10
	2,700	U32D400LG272M63X105HP	2.500 × 4.125	55.0	8.43
	3,300	U32D400LG332M63X117HP	2.500 × 4.625	45.4	9.78
	3,900	U32D400LG392M63X130HP	2.500 × 5.125	39.0	11.13
	3,300	U32D400LG332M76X92HP	3.000 × 3.625	48.0	9.73
	3,900	U32D400LG392M76X105HP	3.000 × 4.125	40.3	11.18
	4,700	U32D400LG472M76X117HP	3.000 × 4.625	34.0	12.86
	5,600	U32D400LG562M76X130HP	3.000 × 5.125	29.0	14.69
	10,000	U32D400LG103M76X219HP	3.000 × 8.625	17.0	24.81
	4,700	U32D400LG472M89X105LL	3.500 × 4.125	36.0	15.19
	5,600	U32D400LG562M89X117LL	3.500 × 4.625	32.0	16.73
	6,800	U32D400LG682M89X143LL	3.500 × 5.625	25.0	20.58

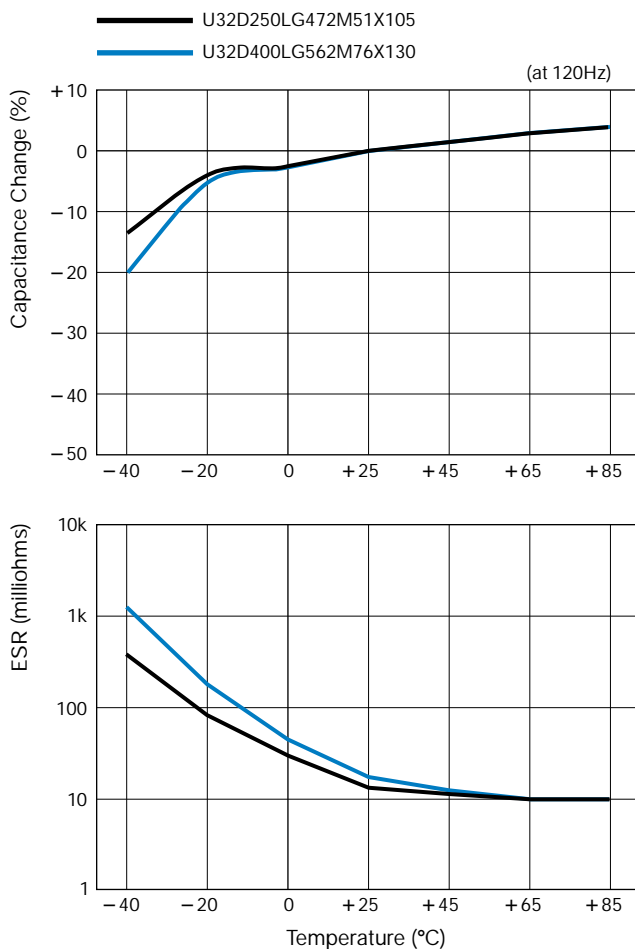
* The case sizes in table are with no sleeve, refer to diagram for case sizes with sleeve.

U32D Series

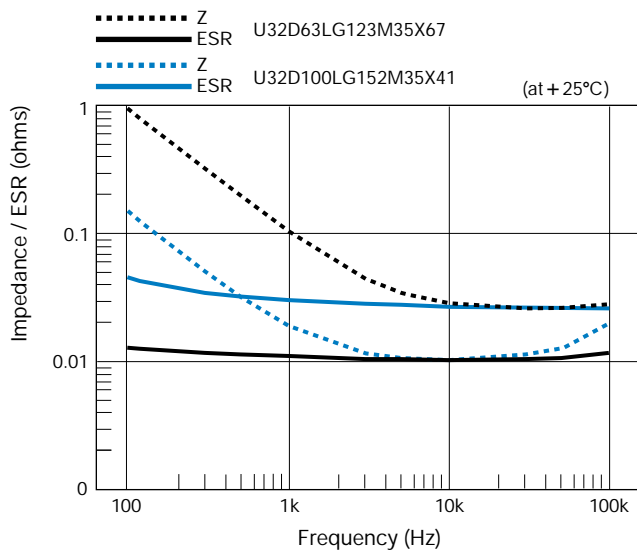
Temperature Characteristics



Temperature Characteristics



Impedance/ESR – Frequency Characteristics



Impedance/ESR – Frequency Characteristics

